

# IFABOND<sup>®</sup>

NEW GENERATION  
OF SYNTHETIC SURGICAL ADHESIVE



THE  
PURE  
SOLUTION



# IFABOND®

IFABOND® adhesive is a patented<sup>(1)</sup> liquid adhesive created as a result of a French university research project.

The n-hexyl cyanoacrylate monomer is ready for use in a pure form. It also has optimal biocompatibility<sup>(4)</sup> and safety.

The unique formula of IFABOND® gives it adhesive and haemostatic properties.



## UNIQUE PURITY NO ADDITIVES

- ◆ Pure monomers of n-hexyl cyanoacrylate.
- ◆ Patented, biocompatible<sup>(4)</sup> non-toxic formula.
- ◆ Temperature elevation limited to 2°C.

## ADHESIVE STRENGTH EXTRA PURE CYANOACRYLATE COMPOSITION

- ◆ The cyano group forms protein bonds.
- ◆ The adhesive quality is guaranteed by the lack of impurities.
- ◆ The amount of product which needs to be applied is reduced considerably.
- ◆ The physical and chemical reaction is initiated by the bases present in the tissues (blood amines, amino acids in proteins etc.).
- ◆ The acrylate group creates a visible waterproof adhesive film.
- ◆ Polymerisation is achieved in less than 30 seconds.

## SIMPLICITY OF USE READY TO USE: NO SPECIFIC PREPARATION

- ◆ Sterile double blister pack.
- ◆ Instant use.
- ◆ Storage ≤ 5°C.
- ◆ Different application configurations:
  - Open surgery:
    - Short applicators or vaporisation
  - Laparoscopic surgery:
    - Long applicators

## PATIENT COMFORT AND SAFETY SYNTHETIC AND BIODEGRADABLE

- ◆ No derivatives of animal or human origin.
- ◆ Partial resorption from 3 months.
- ◆ Slow hydrolytic degradation of cyanoacrylate.
- ◆ Non-accumulation of degradation products which could be toxic.
- ◆ Single use.
- ◆ Phthalate and latex free.

## NON-INVASIVE

- ◆ Effective, atraumatic fixation.
- ◆ Reduces postoperative pain.<sup>(3)</sup>

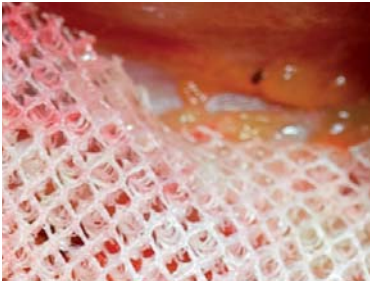

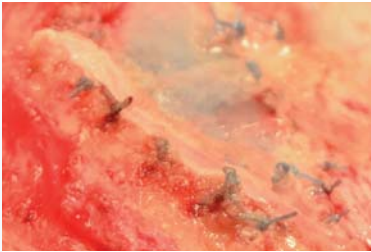

## COST CONTROL Compared to products of biological origin

- ◆ Safe and effective haemostatic alternative.
- ◆ Significant reduction in the volume needed per application.

## Alternative to current fixation systems

- ◆ Substitution of staples and sutures.
- ◆ Reduced operating times.<sup>(2)</sup>
- ◆ Decrease in the taking of analgesics.<sup>(3)</sup>
- ◆ More rapid return to normal activity.<sup>(3)</sup>

## NEW GENERATION OF SYNTHETIC SURGICAL ADHESIVE




	INDICATIONS	DOSAGE	APPLICATORS	UTILISATION
<b>IMPLANT FIXATION</b>				
	Lichtenstein	0,5 to 1 ml	MB14G	Application of a drop of adhesive in lieu of and in place of a staple or suture.
	Hernial laparoscopy	0,5 to 1 ml	MB37G or MB45G	Prosthetic gluing by very fine distillation of the adhesive distributed drop by drop.
	Promontofixation	1 to 1.5 ml	MB37G or MB45G	Visible polymerisation in just a few seconds.
<b>A TISSUE ADHESIVE</b>				
	Abdominoplasty	1.5 to 3 ml	VA01	Gluing by vaporisation of each edge of the abdominal cavity. Haemostasis of the lower edge of the abdominal wall.
	Latissimus dorsi flap	1.5 to 3 ml	VA01	Gluing by vaporisation of the dissected cavity before closing.
	Peritonisation	0.5 ml	MB37G or MB45G	Closing by gluing of the layered edges of the peritoneum.
	Lobectomy of the right lung	0.5 to 1 ml	MB37G or MB14G	Fixation of the median lobe.
<b>REINFORCEMENT OF SUTURES</b>				
	Sealing Supplement to sutures/staples			
	• Sleeve	1.5 ml	MB37G or MB45G	Drop-by-drop application along the suture line starting from the upper part in order to allow the drop of adhesive to flow along the suture line.
	• Pancreatectomy	0.5 to 1 ml	MB14G	
<b>A HAEMOSTATIC FILM</b>				
	Hepatectomy	1.5 to 3 ml	VA01	Vaporisation on a slice of the liver or on the liver bed (total hepatectomy).
	Lobectomy of the lung	1.5 to 3 ml	VA01	Vaporisation on a section of the lung after resection in order to ensure haemostasis and impermeability.
	Resection/ablation	1.5 to 3 ml	VA01	Drying of the surfaces by vaporisation, avoiding any contact with the surrounding tissues for 30 seconds.
	Axillary dissection	1.5 to 3 ml	VA01	Vaporisation of the axilla.
	Mastectomy	1.5 to 3 ml	VA01	Vaporisation of the surface to be treated after partial or total resection.
	Nephrectomy	0.5 to 1 ml	MB37G or MB14G	Drop-by-drop application in the points being treated.

# IFABOND®

## ORDERING REFERENCES

### IFABOND® SYNTHETIC SURGICAL ADHESIVE

REFERENCE	DESIGNATION	PACKAGING
IB05	IFABOND® surgical adhesive 0,5 ml	Box of 6 packs
IB	IFABOND® surgical adhesive 1 ml	Box of 6 packs
IB+	IFABOND® surgical adhesive 1,5 ml	Box of 6 packs

Class III -  0459 -  PETERS SURGICAL - 

### IFABOND® ADHESIVE ACCESSORIES

REFERENCE	DESIGNATION	PACKAGING
MB15G	Short applicator for adhesive drops, length 15 cm	Box of 12 units
MB37G	Laparoscopic applicator for adhesive drops, length 37 cm	Box of 12 units
MB45G	Long laparoscopic applicator for adhesive drops, length 45 cm	Box of 12 units

Class IIa -  0459 -  PETERS SURGICAL - 

VA01	IFAJET spray bottle	Box of 12 units
------	---------------------	-----------------

Class Is -  0459 -  PETERS SURGICAL - 

## BIBLIOGRAPHY AND REFERENCES CITED

(1) Patent: «HIGHLY PURE ALKYL 2-CYANOACRYLATE» Patent Number 6,057,472,2000. (2): 243 - 249 - Dr Jean-Philippe Estrade, "Optimisation de la promontofixation sous coelioscopie - Utilisation de la colle IFABOND pour la fixation de matériel prothétique. [Optimisation of promontofixation under laparoscopy - Using IFABOND adhesive to attach prosthetic material.]" *Choix des Armes* 2013. (3) Moreno-Egea A. «La hernio-plastie sans suture est-elle une option sûre pour traiter les hernies de paroi abdominale ? Etude prospective avec un adhésif tissulaire synthétique (monomère de Cyanoacrylate n-hexyle). [Is sutureless hernia repair a safe option for treating abdominal wall hernias? Prospective study with a synthetic tissue adhesive (monomers of n-hexyl cyanoacrylate)]". *CIR ESP.* 2013; 91. (4) Report RDE1451 (2014) Biocompatibility of IFABOND® surgical adhesive, R&D department.

