



## Beamer® Argon Probe and Argon Snare Probe


For accurate Argon Beam Coagulation, the Beamer® Argon Probe can provide coagulation and ablation without the need to contact the mucosa. The Beamer Argon Snare Probe delivers mucosal resection and Argon Beam Coagulation in one device for a new level of clinical convenience.

### First in Argon Beam Coagulation



Argon Probe and  
Argon Snare Probe

**NAKAO SPIDER-NET™**  
RETRIEVAL DEVICE



**OPTIMIZER™**  
POLYTRAP

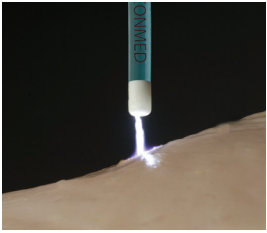


**GLEARVIEW™**  
EUS NEEDLE



To learn more about these and other innovative products, call 800-448-6506 or visit [ConMed.com](http://ConMed.com).

ARGON  
BEAM  
COAGULATION



CONTROLLED BEAM

## Beamer® Argon Probe

### Controlled Coagulation Starts Here

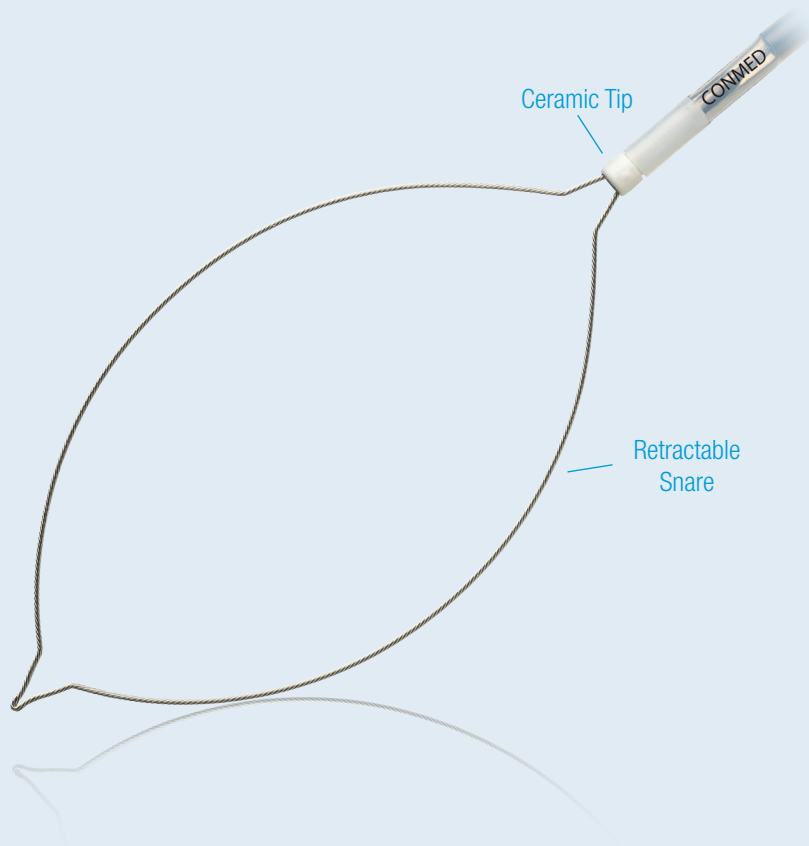
To help enhance patient outcomes, Beamer® Argon Probes were designed with a range of features that help physicians quickly, accurately and safely coagulate bleeding tissue.

**Non-Contact Coagulation** – Long, controlled argon beam can be initiated without contacting the mucosa.

**Targeted Therapy** – The ceramic tip effectively guides the argon beam for precise and controlled coagulation at a low argon flow rate.

**Clear Visualization** – The unique ceramic tip offers visual contrast of the probe against the mucosa in a bloody field.





## Beamer® Argon Snare Probe

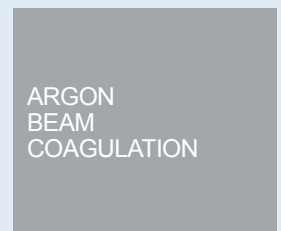
Convenient Two-In-One Device for Mucosal Resection, Coagulation and Ablation

**Snare, Resect, Ablate** – When it comes to challenging lesions and mucosal resection, argon beam coagulation can now be achieved with the same instrument. The Beamer® Argon Snare Probe's retractable snare and argon probe allow en bloc or piecemeal EMR followed immediately by argon beam coagulation and ablation of residual tissue. This advantage eliminates the need to exchange instruments for performing the coagulation in a second step.

Designed for grabbing flat lesions, the Beamer Argon Snare Probe is available with a spiral or stiff monofilament loop wire.



CONTROLLED BEAM



ARGON  
BEAM  
COAGULATION



SPIRAL WIRE



MONOFILAMENT WIRE



525 French Road, Utica, NY 13502

ARGON  
BEAM  
COAGULATION

## Ordering Information

Description	Unit	Catalog Number
<b>Beamer® Argon Probe</b>		
Beamer Argon Probe 1.8mm X 160cm	10/case	A-Beam-1
Beamer Argon Probe 1.8mm X 320cm	10/case	A-Beam-2
Beamer Argon Probe 2.3mm X 230cm	10/case	A-Beam-3
Beamer Argon Probe 2.3mm X 320cm	10/case	A-Beam-4
Beamer Argon Probe 3.2mm X 230cm	10/case	A-Beam-5
<b>Beamer® Argon Snare Probe</b>		
Beamer Argon Snare Probe 2.5mm X 160cm (15mm, Oval, Spiral Braided, Firm Loop)	5/case	Beamsnare-1
Beamer Argon Snare Probe 2.5mm X 230cm (15mm, Oval, Spiral Braided, Firm Loop)	5/case	Beamsnare-2
Beamer Argon Snare Probe 2.5mm X 230cm (30mm, Oval, Spiral Braided, Firm Loop)	5/case	Beamsnare-3
Beamer Argon Snare Probe 2.5mm X 230cm (15mm, Oval, Monofilament, Firm Loop)	5/case	Beamsnare-4
Beamer Argon Snare Probe 2.5mm X 230cm (30mm, Oval, Monofilament, Firm Loop)	5/case	Beamsnare-5

NOTE: Sterile, Disposable

Customer Service: 1-800-448-6506  
International Sales: 1-315-797-8375  
Fax: 1-800-438-3051

ConMed.com  
info@mail.conmed.com